



A Retailer's Perspective

October 2024

CONTENTS

Casey's Overview

Ethanol Drivers

Challenges

Product Selection

Questions



Casey's is a staple for millions of Americans

\$15.0B+

Total Enterprise Value

2,600+

Locations in 17 States

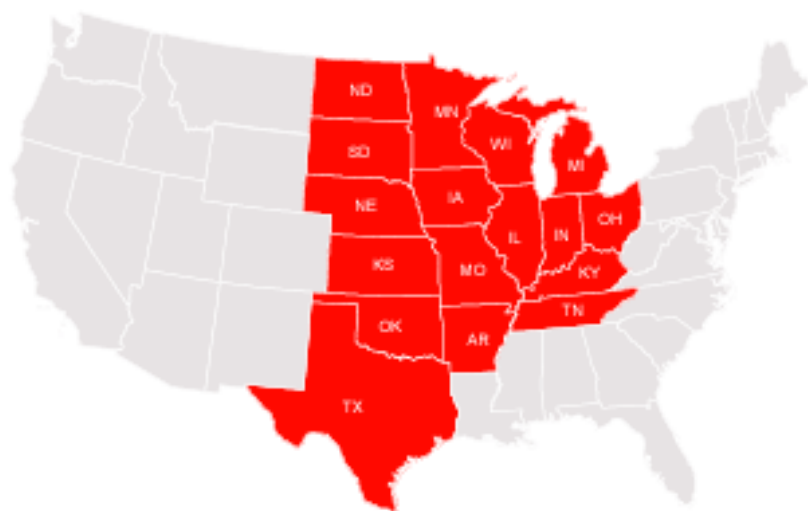
~758M

Guest Transactions per Year

~47,000

Total Team Members

Casey's Footprint



3rd

largest convenience store chain in the United States¹

4th

in liquor licenses among US retailers²

5th

largest pizza chain in the United States³

Stock Information

NASDAQ: CASY

Common Shares:
~37 million

Avg. Daily Volume:
~275,000 shares

Note: Market data, number of locations, transactions, team members as of July 31, 2024 and the FQE July 31, 2024. Average daily volume defined as average of last 30 trading days as of July 31, 2024.

1 - By number of stores in the U.S., source Convenience Store News & Petroleum Top 202 Convenience Stores 2022

2 - ~1,500 liquor license locations ranks Casey's 4th behind CVS, Walmart, and Walgreens

3 - 5th largest pizza chain business by number of kitchens in United States

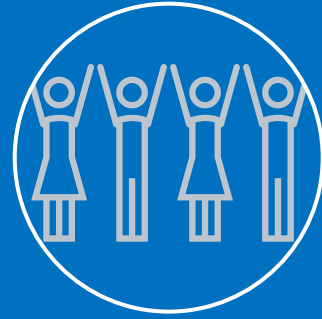
Higher-Ethanol Drivers



Mandates



Incentives



Guest
Preference



Competitive
Edge



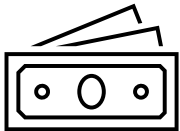
Challenges



Education / Labeling



Consumer Habits



Infrastructure Costs



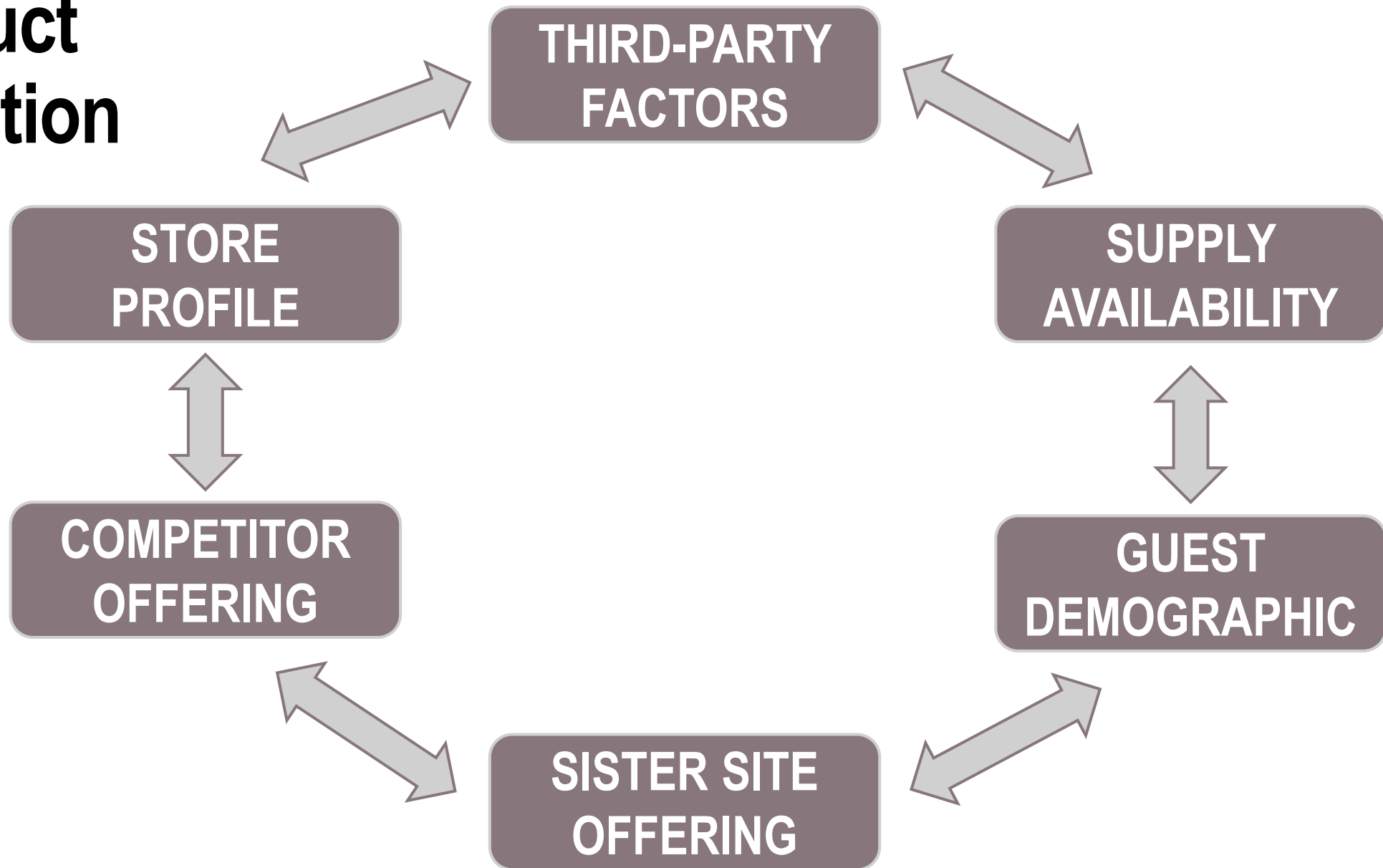
Legislation



Quality and Consistent Supply



Product Selection





Questions?